

Kommunikation

Editor – Reviewer – Author

Reviderede versioner

Som oftest vil Reviewer nok anbefale tilretninger i det indleverede manuskript.

I det følgende vises, hvordan programmet bruges, når manuskriptet sendes flere gange gennem reviewprocessen.

Reviewer

Efter at have indskrevet kommentarer via klik på Review-ikonet under punkt 3 vælges 'Resubmit for Review' i dropdown-menuen under punkt 4. Efterfølgende klikkes på 'Submit Review To Editor'

Review Schedule

Editor's Request	2007-05-29
Your Response	2007-05-29
Review Submitted	—
Review Due	2007-06-26

Review Steps


1. Notify the submission's editor as to whether you will undertake the review.

Response Accepted

2. Click on file names to download and review (on screen or by printing) the files associated with this submission.

Submission Manuscript	124-444-1-RV.DOC	2007-05-29
Supplementary File(s)	None	

3. Click on icon to enter (or paste) your review of this submission.

Review 

4. In addition, you can upload files for the editor and/or author to consult.

Uploaded files None

[ENSURING A BLIND REVIEW](#)

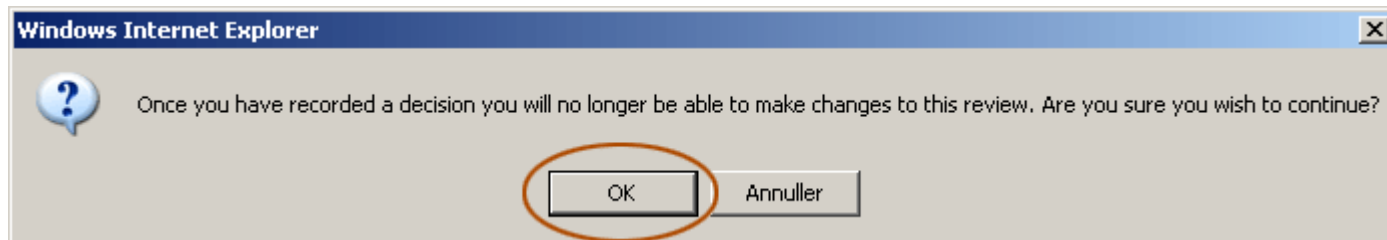
5. Select a recommendation and submit your review to complete the process. You must enter a review or upload a file before selecting a recommendation.

Recommendation

- Choose One
- Accept Submission
- Revisions Required
- Resubmit for Review**
- Resubmit Elsewhere
- Decline Submission
- See Comments
- Choose One

Reviewer

Efter Reviewer har klikket på 'Submit Review To Editor' fremkommer nedenstående besked. Her klikkes blot 'OK' for Reviewer vil senere modtage en tilrettet udgave af manuskriptet



Editor

På Editors side fremgår det, at Reviewer anbefaler 'Resubmit for Review' (1). Editor svarer herefter Reviewer via mail-ikonet (2) og vælger 'Resubmit for Review' i dropdown-menuen (3). Valget registreres via klik på knappen 'Record Decision' (4), og efterfølgende sendes besked til Author via mail-ikonet (5).



Reviewer A	Niels Frederiksen			
	REQUEST	UNDERWAY	DUE	ACKNOWLEDGE
	2007-05-29	2007-05-29	<u>2007-06-26</u>	
Recommendation	1. <u>Resubmit for Review</u>	2007-05-29		
Review	2007-05-29			
Uploaded files	None			
Reviewer rating	5 High	<input type="button" value="Record"/>		
<hr/>				
Editor Decision				
Select decision	3. <u>Resubmit for Review</u>	<input type="button" value="Record Decision"/>	4.	
Decision	Resubmit for Review 2007-05-29			
Notify Author	5.	Editor/Author Email Record		
	Resubmit selected file for peer review		<input type="button" value="Resubmit"/>	
Review Version	<input type="radio"/> <u>124-444-1-RV.DOC</u>	2007-05-29		
Author Version	None			
Editor Version	None			
	<input type="button" value="Gennemse..."/>	<input type="button" value="Upload"/>		

Author

Når forfatteren logger sig ind har han mulighed for at hente manuskriptet frem (1), foretage tilretninger og via 'Gennemse' og 'Upload' lægge det tilrettede manuskript ind i programmet (2). Herefter sender forfatteren besked til Editor via mail-ikonet (3)

The screenshot shows a web interface for a peer review process. It is divided into two main sections: 'Peer Review' and 'Editor Decision'. In the 'Peer Review' section, 'Round 1' is shown with a 'Review Version' of '124-444-1-RV.DOC' (circled in orange and labeled '1.'). The 'Initiated' and 'Last modified' dates are both '2007-05-29', and the 'Uploaded file' is 'None'. The 'Editor Decision' section shows a 'Decision' of 'Resubmit for Review' (labeled '3.'). The 'Notify Editor' action is accompanied by a mail icon (circled in orange). The 'Author Version' is '124-446-1-ED.DOC' (circled in orange and labeled '2.'). At the bottom, there are two buttons: 'Gennemse...' and 'Upload', both of which are circled in orange.

Peer Review	
Round 1	
Review Version	1. 124-444-1-RV.DOC 2007-05-29
Initiated	2007-05-29
Last modified	2007-05-29
Uploaded file	None

Editor Decision	
Decision	3. Resubmit for Review 2007-05-29
Notify Editor	 Editor/Author Email Record  2007-05-29
Editor Version	None
Author Version	2. 124-446-1-ED.DOC 2007-05-29 DELETE
Upload Author Version	<input type="button" value="Gennemse..."/> <input type="button" value="Upload"/>

Editor

Editor kan nu gennemlæse det tilrettede manuskript og, hvis han finder det passende, markere filen (1) og klikke på knappen 'Resubmit' (2)

Peer Review Round 1 [SELECT REVIEWER](#) [VIEW REGRETS, CANCELS, PREVIOUS ROUNDS](#)

Reviewer A Niels Frederiksen

	REQUEST	UNDERWAY	DUE	ACKNOWLEDGE
	2007-05-29	2007-05-29	2007-06-26	2007-05-29

Recommendation Resubmit for Review 2007-05-29

Review 2007-05-29

Uploaded files None

Reviewer rating

Editor Decision

Select decision

Decision Resubmit for Review 2007-05-29

Notify Author Editor/Author Email Record 2007-05-29

Resubmit selected file for peer review






Review Version [127-463-1-RV.DOC](#) 2007-05-29

Author Version [127-465-1-ED.DOC](#) 2007-05-29

Editor Version None

Editor

Herefter kan reviewprocessen genoptages, nu med det tilrettede manuskript som udgangspunkt (Round 2).

Peer Review		Round 2	SELECT REVIEWER	VIEW REGRETS, CANCELS, PREVIOUS ROUNDS
Reviewer A	Niels Frederiksen		CLEAR REVIEWER	
	REQUEST	UNDERWAY	DUE	ACKNOWLEDGE
			2007-06-26	
Editor Decision				
Select decision	<input type="text" value="Choose One"/>	<input type="button" value="Record Decision"/>		
Decision	None			
Notify Author		Editor/Author Email Record		2007-05-29
Review Version	127-463-2-RV.DOC 2007-05-29			
Author Version	None			
Editor Version	None			
	<input type="text"/>	<input type="button" value="Gennemse..."/>	<input type="button" value="Upload"/>	